



# Reddit Android App


Mockups for Development  
December 1, 2015



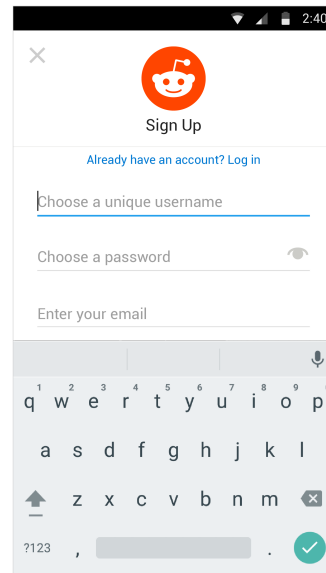
## Account creation

This screen offers a very quick value proposition to users who may have downloaded from app leaderboards without knowing what the service is.

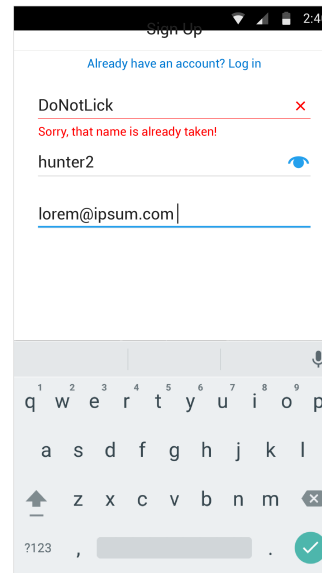
Additionally, it offers sign up and log in options, as well as the ability to skip.



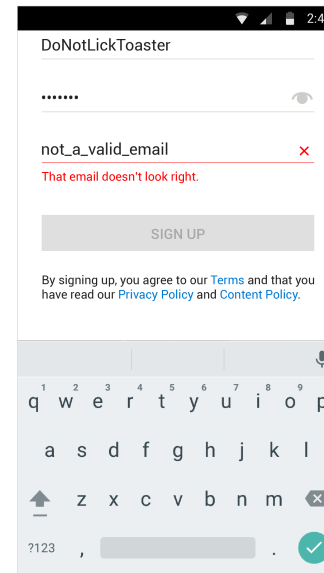
ac1. Welcome screen



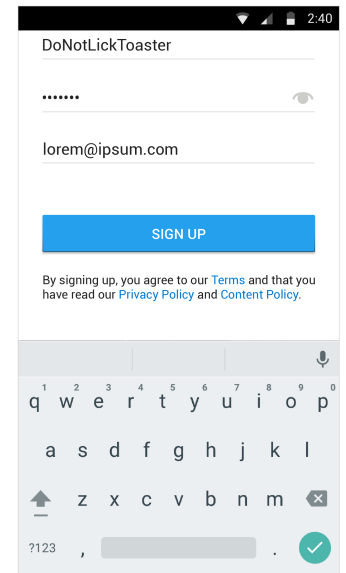
ac2. Account creation form. A better version of this would have a single line at the top without Snoo and put each portion of the form on a different screen that users progress through via "next" such that the keyboard doesn't block functionality.



ac3. Partially filling out form. Alternative usernames is future functionality. User above has pressed the eye to reveal password.



ac4. User tries to create an account with an invalid field and sees toast.

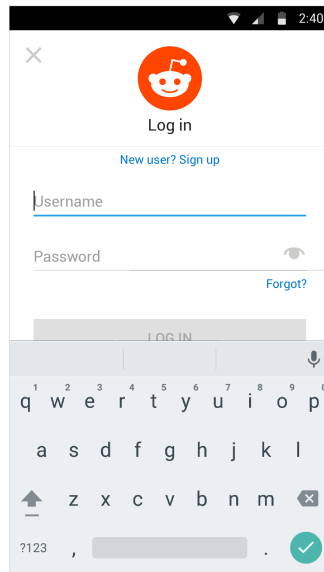


ac5. All valid fields or blank email line creates a pressable signup button.

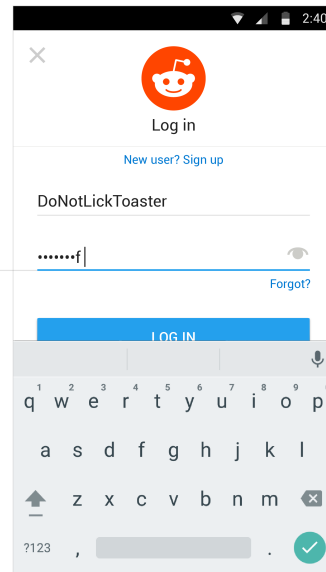
## Account login

This is the primary screen, similar to the existing flow.

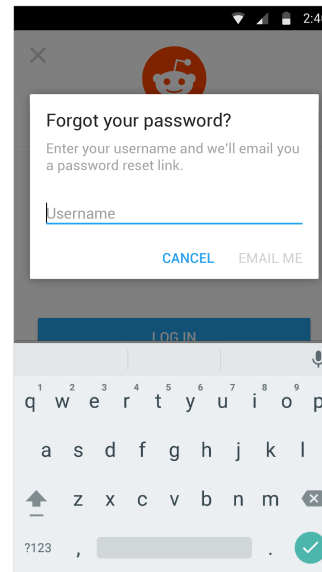
Password fields include an eye icon that toggles whether the password is hidden or not.



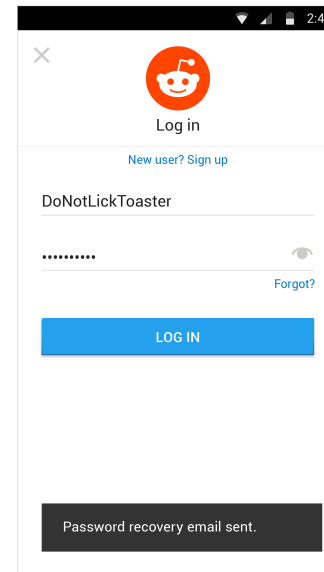
al1. Account login. Login button is deactivated until forms are complete.



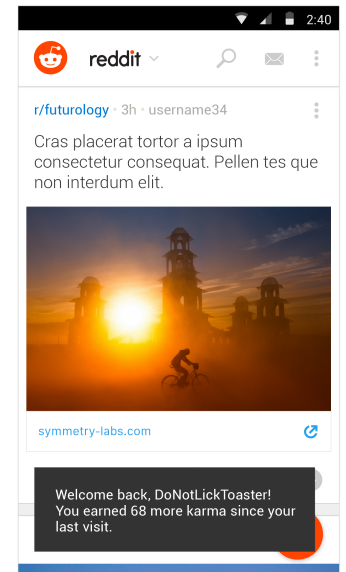
al2. User fills out form. Login button activates.



al3. Forgot password. "Email me" is deactivated until a username is entered.



al4. Toast displays to show password recovery link emailed to user



al5. Successful login. If user received karma, user sees how much karma they've earned since last login.






## Home

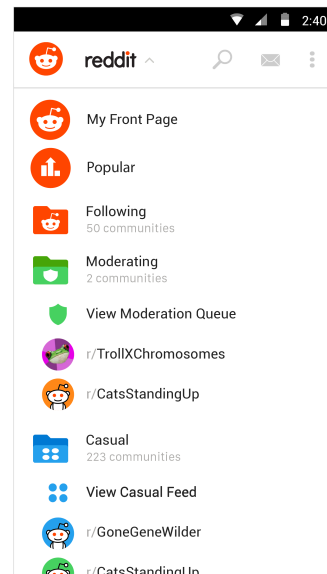
When the Reddit app is launched, users see content from the communities they follow in their home feed.



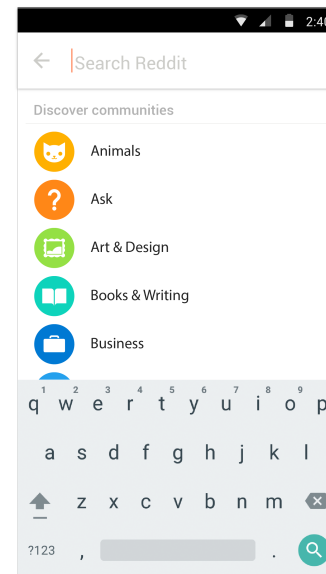
h1. Home feed. Reddit menu allows navigation to other communities. Compose button slides into view when user scrolls up.



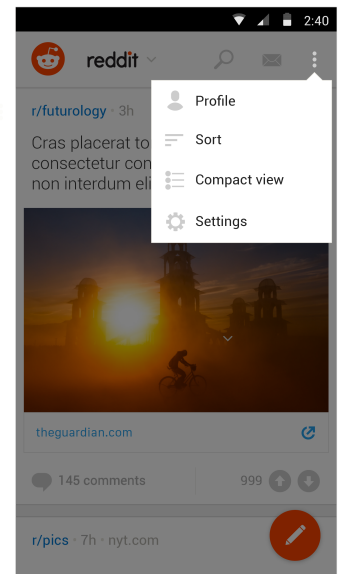
h2. Menu for a user with no collections. Switches between communities. Long press shows community info.



h3. Menu for a user with collections. Arrow takes user to collection feed and folder toggles expansion of list. V1 would not have collections (eg, "Casual")

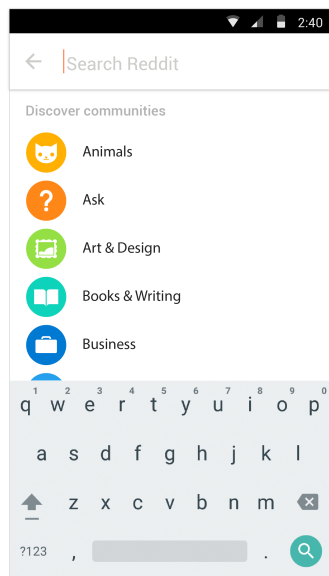


h4. Tapping "Find a Community" takes the user to community and post search, the same as tapping the magnifying glass in the header

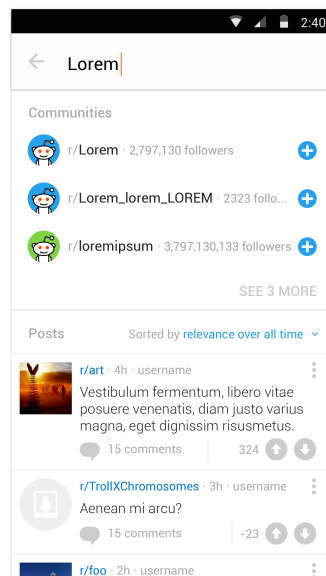


h5. Android overflow menu shows items not present on title

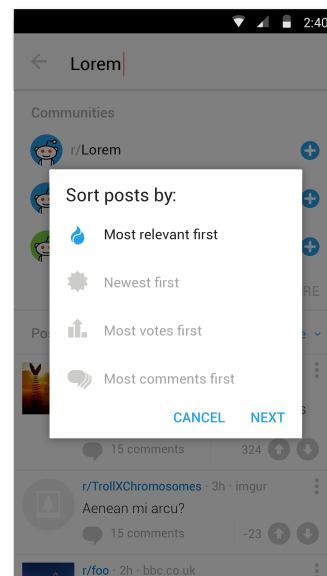
## Search



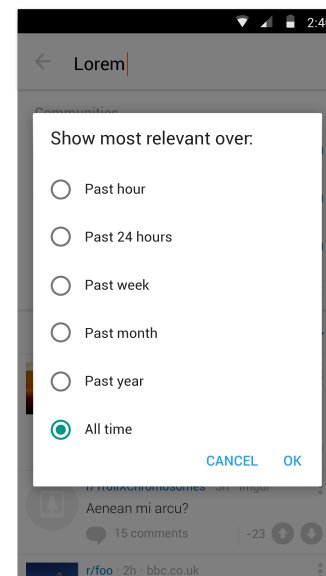
s1. Includes discovery suggestions.



s2. Search results show communities and posts.



s3. Tapping "best match" offers other sort options.

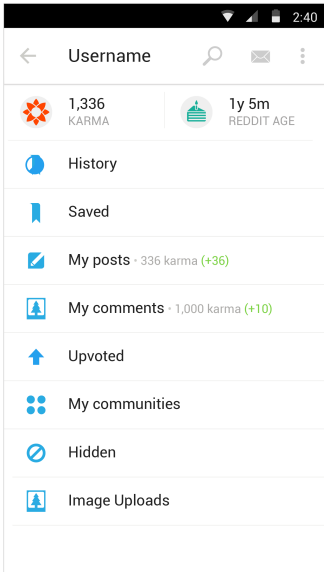


s4. If user taps any options aside from "newest," they're offered timeframe.

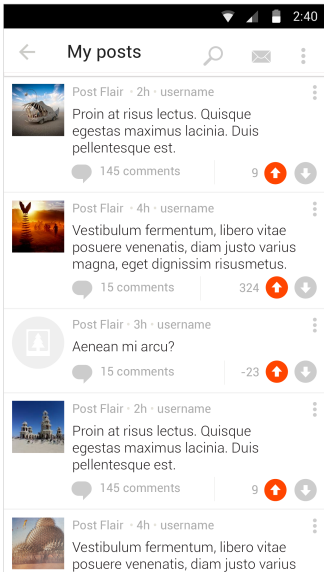


Profile

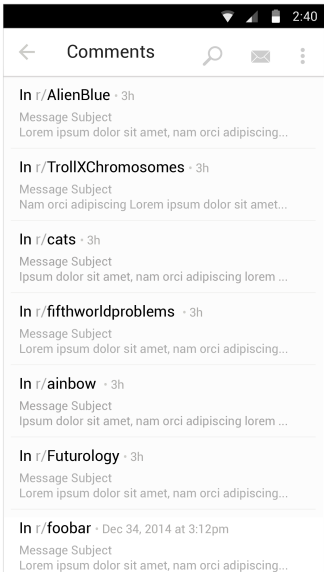
Tapping the mail icon on the home feed reveals messages, comments, and mod mail if applicable.




p1. User viewing their own profile.



p2. User viewing posts from a profile page



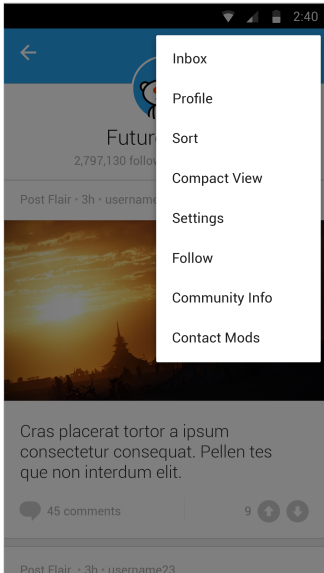
p3. Comments view



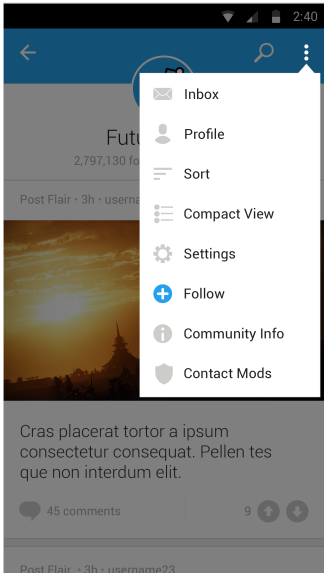
p4. Communities view. Dragging communities from three horizontal lines reorders them in community menu.

Menus v1 vs v2

In version one, dropdown menus will use the standard Android library. Future versions will show icons and a directional karat



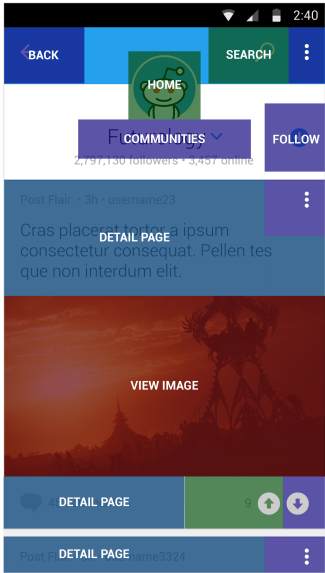
m1. Version 1: Standard Android library menu



m2. Version 2: Stylized menu with karat

Hit Targets

Hit targets for buttons extend past their visual icon.

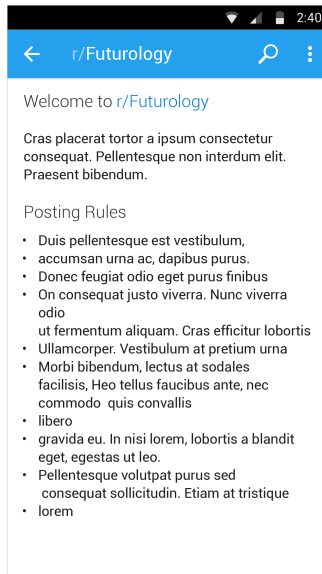


Community feed

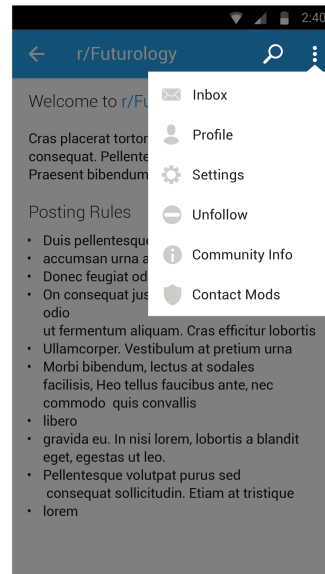


## Community Info

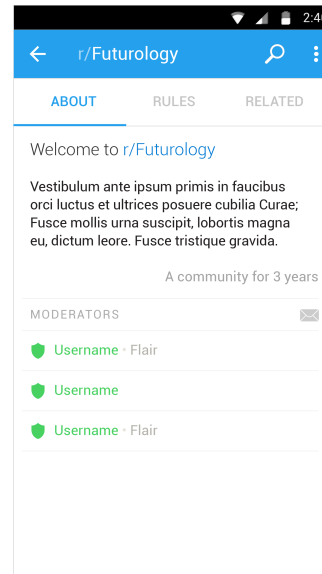
Initially this will be a webview of the desktop sidebar. Long term, we will use the new rules and related links fields to display content natively.



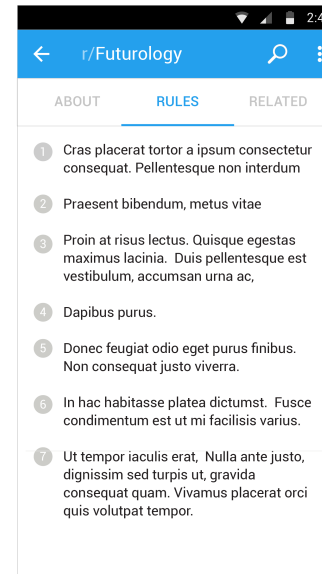
c1. Community sidebar overflow overflow



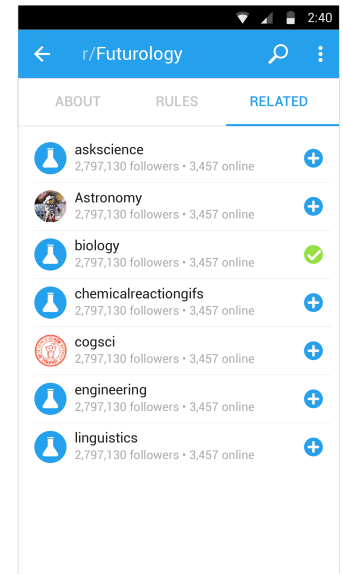
c2. Overflow menu



c3. About tab (future)



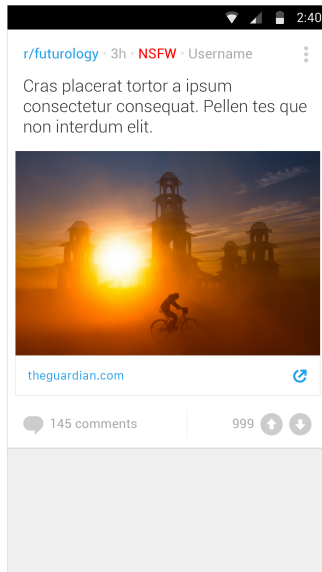
c4. Rules tab (future)



c5. Related tab (future)

## List Post Types

Media appearing in a feed, whether in a combined feed like home or in a community, gives a rich, image-centric preview for users to consume in-situ or tap into.



Link post, using community's key color for link backdrop

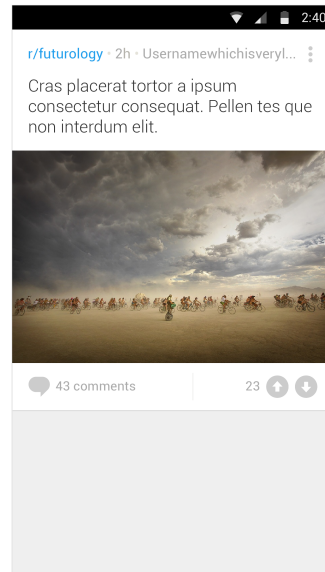
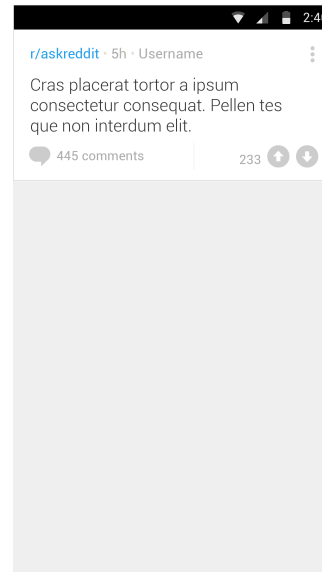
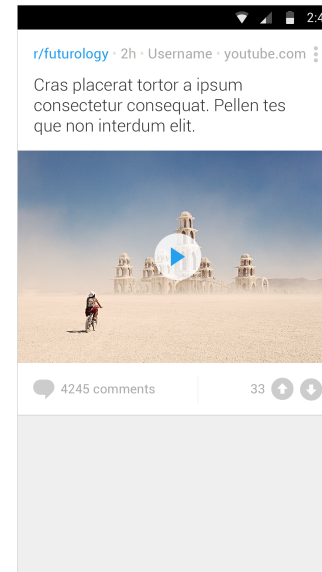


Image or gif



Title-only post and text post with snippet preview



Video or sound file



Image gallery



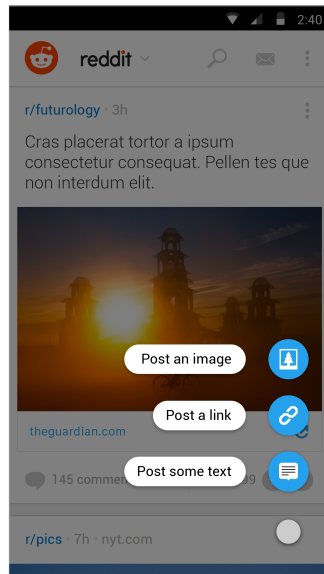
# Reddit Android App

## Post

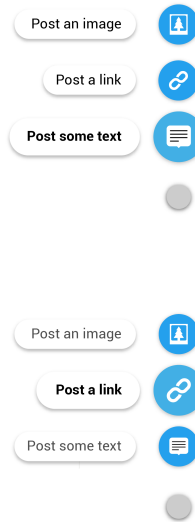
Tapping and holding the post button launches a post type selector.



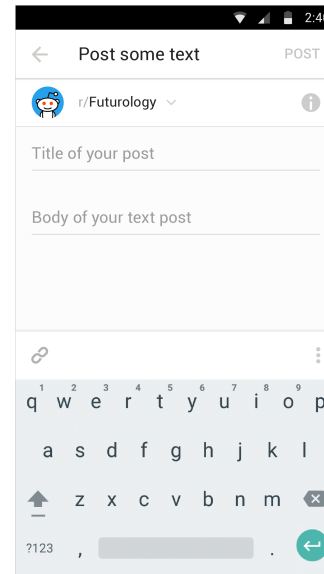
p1. Floating post button appears when user first loads home or a community, but fades to invisible when user begins scrolling down.



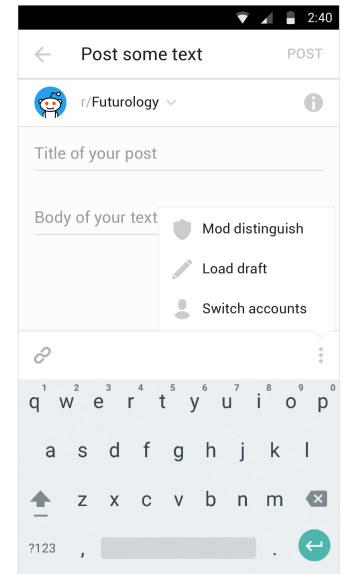
p2. If user presses and holds on post button, posting an image, link, and text options appear as floating buttons



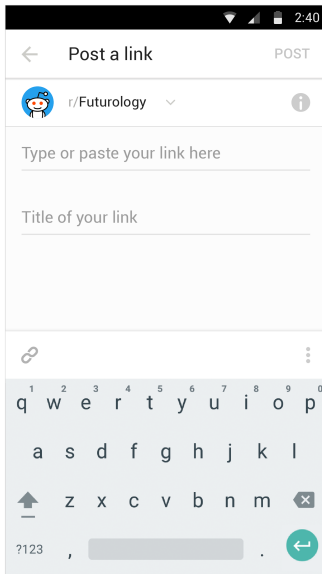
p3. User can drag their finger to give emphasis to targeted item



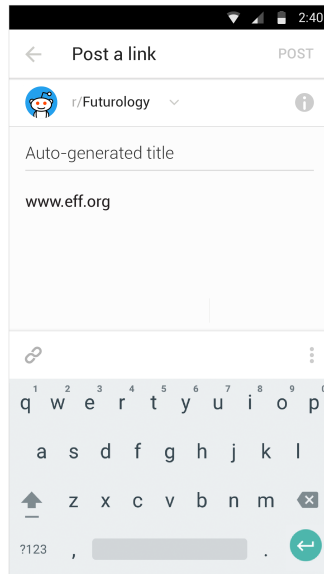
p4. Text post submission



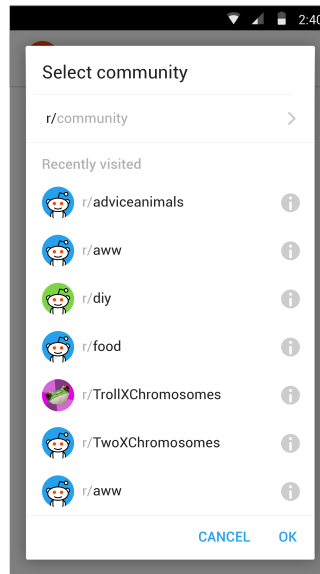
p5. Additional options



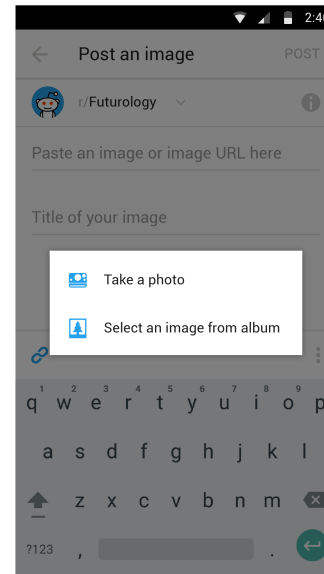
p6. When user clicks the link button from a text post, or selects "Post a link" from the submit button, they are given a two-field form to paste a link and title it



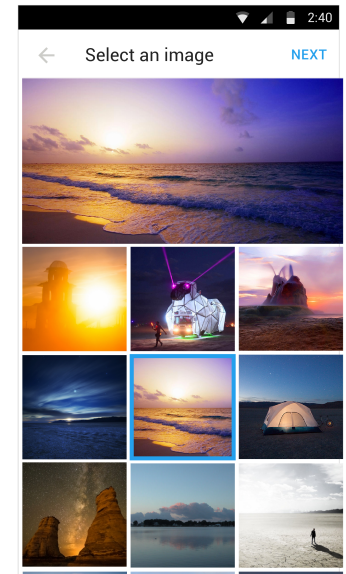
p7. When user posts link, a title is auto-generated if the user has not entered one and a key image is displayed. In v2, users can select which image is used.



p8. Community selection screen. By default, the community is either the one the user is on, the last one submitted, or blank if the user has never submitted a post



p7. If user selects "Post an image," they are given the option to take a photo or select from an album. If they dismiss this screen, they can paste an image or image URL



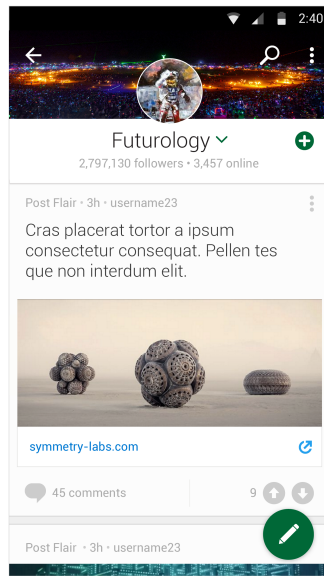
p9. Photo selection screen. Preview of selected image, at top, may not be possible in v1.



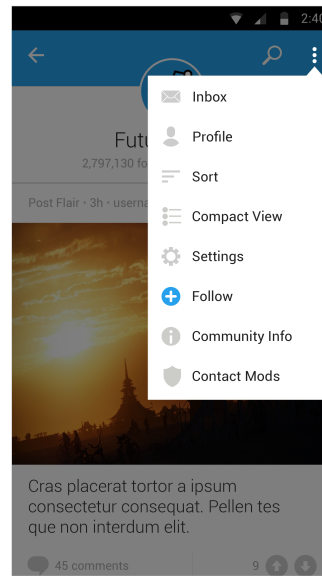
Community View



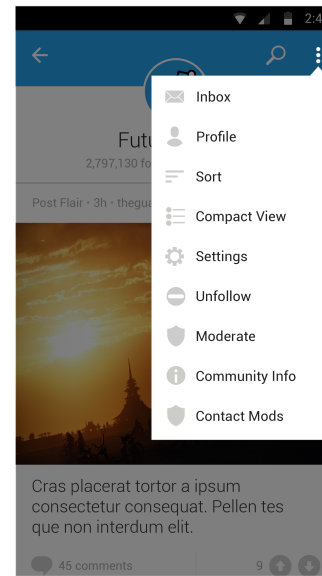
Community feed



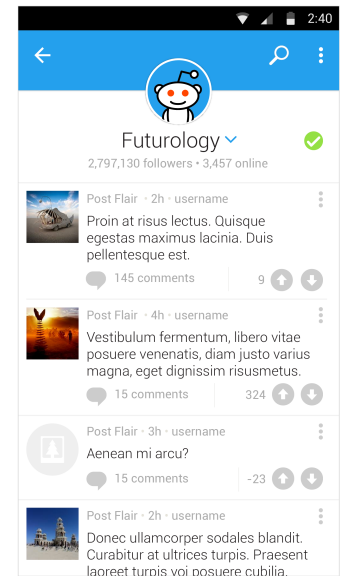
Customized community feed (future)



c3. Overflow menu: not a moderator, not following



c4. Overflow menu, moderator

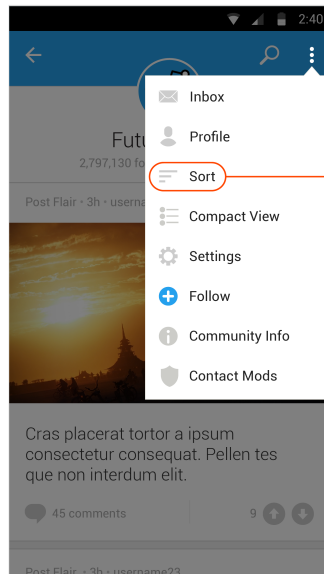


c5. Compact View

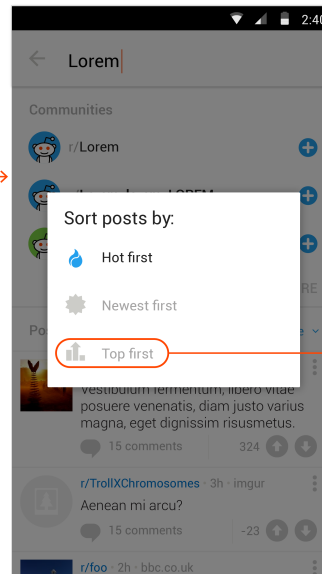
Post Sorting



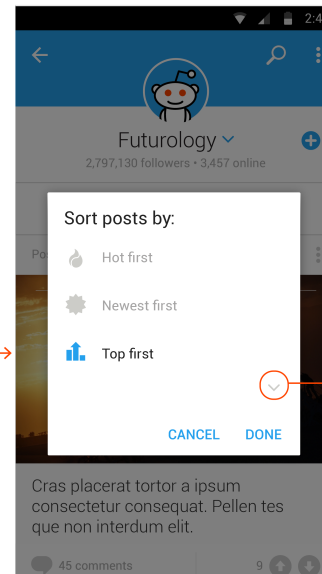
p1. Post view in a community



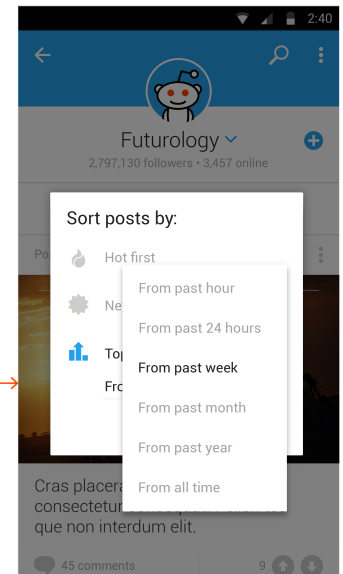
p3. Overflow menu from community view



p4. Sort posts dialog



p5. Secondary sort posts dialog if sort with time specification is tapped



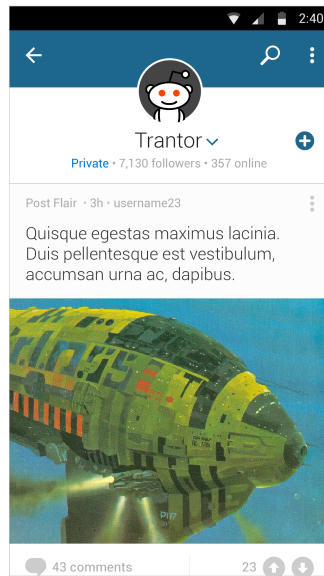
p6. Time specification



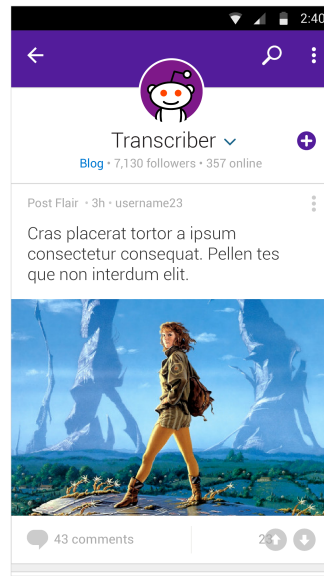


## Community statuses

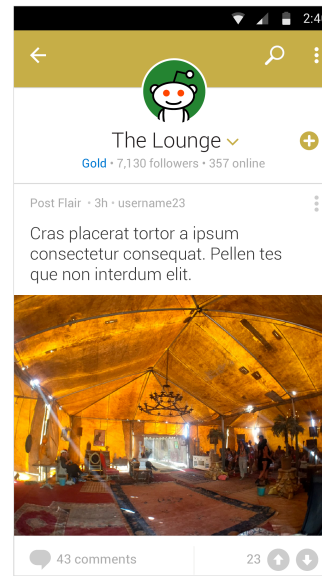
Communities with unique characteristics are indicated under the title.



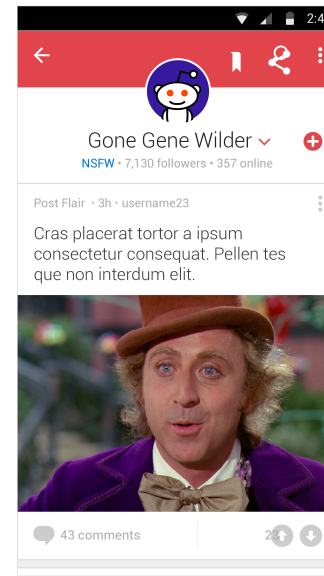
cs. Private subreddit



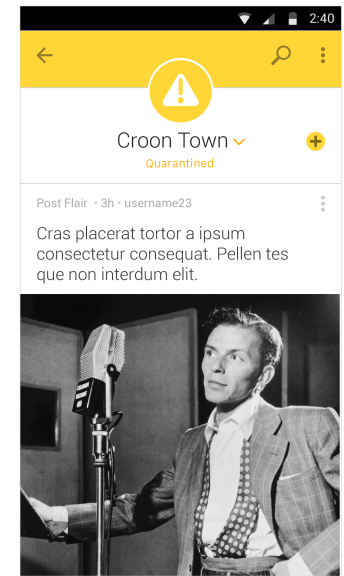
c2. Blog community (approved submitter only)



c3. Gold community



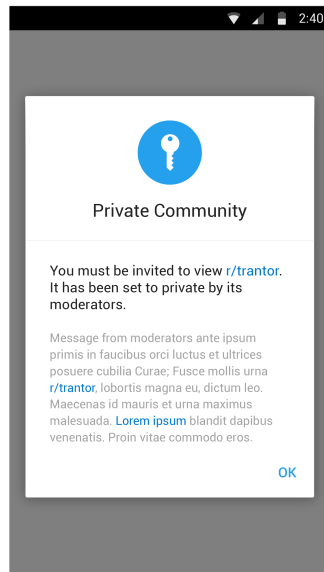
c4. NSFW community



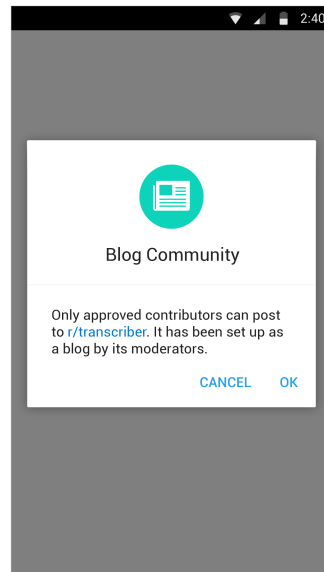
c5. Quarantined community

## Community warnings

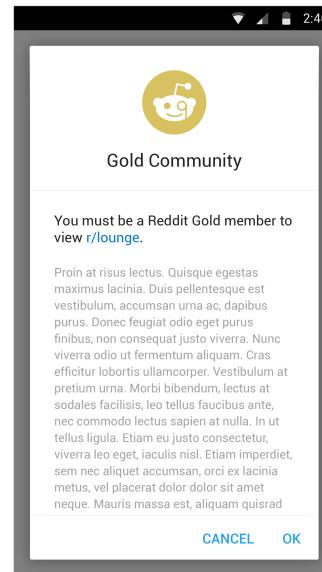
Access to or actions can be limited by special community types. When you attempt to visit or take a disallowed action, a pop-up explaining the community status appears.



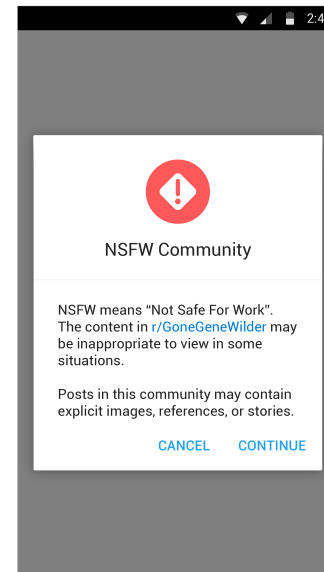
cw1. Failed attempt to visit private community



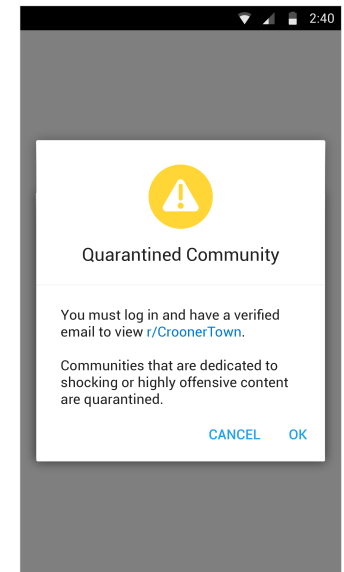
cw2. Failed attempt to post in a blog (restricted) community



cw3. Failed attempt to visit a gold community with a moderator message so long it requires scrolling



cw4. Age gate to visit NSFW community



cw5. Failed attempt to visit a quaratined community

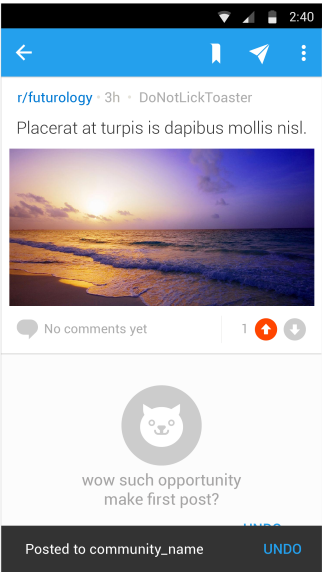


Toast Notifications

Actions that warrant a confirmation appear briefly, with an undo action if possible.



t1. Example toast. Toast appears



t1a. Post confirmation with undo post option (may require a delay until actual post is submitted)

Added to multi_name + 2 more <a href="#">UNDO</a>	Post shared <a href="#">UNDO</a>	Comment posted <a href="#">UNDO</a>
Removed from multi_name <a href="#">UNDO</a>	Post saved <a href="#">UNDO</a>	Comment saved <a href="#">UNDO</a>
Following community_name <a href="#">UNDO</a>	Post reported <a href="#">UNDO</a>	Comment reported <a href="#">UNDO</a>
Stopped following community_name <a href="#">UNDO</a>	Post deleted <a href="#">UNDO</a>	Comment deleted <a href="#">UNDO</a>
t2. Community toasts	Post hidden <a href="#">UNDO</a>	t4. Comment toasts
Message sent <a href="#">UNDO</a>	Posted to community_name <a href="#">UNDO</a>	
t6. Inbox message sent	t3. Post toasts	
Username234 removed from app <a href="#">UNDO</a>		

t7. Username delinked from app in settings

Toast Errors

Can't connect to the internet

Sorry, link posts are not allowed in this community.

Sorry, something's gone wrong and we're not sure what it is!

t6. Errors

Enjoying Reddit?  
Please rate us in the Google Play Store!  
[RATE NOW](#)

You copied a link.  
Post it to Reddit?  
[POST](#)

Following community\_name.  
Add to another collection?  
[ADD](#)

t5. Dialogs offering followup actions

Menu Order

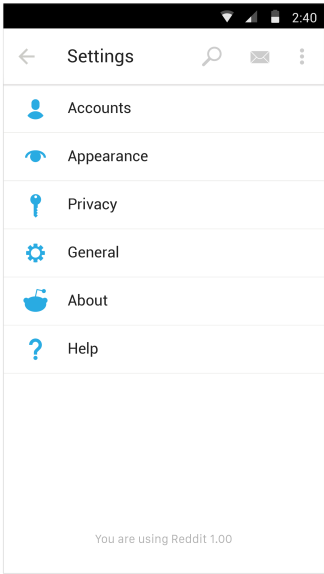
Items show as relevant, but always in the same order

Save	Detail view
Share	
Search	Always present
Inbox	
Login/Profile	
Sort	Feed views
Compact View	
Settings	Always present
Follow/Unfollow	
Community Info	
Contact Mods	Community view
Mod message user	
Approve	
Remove	Moderator actions
Remove as spam	

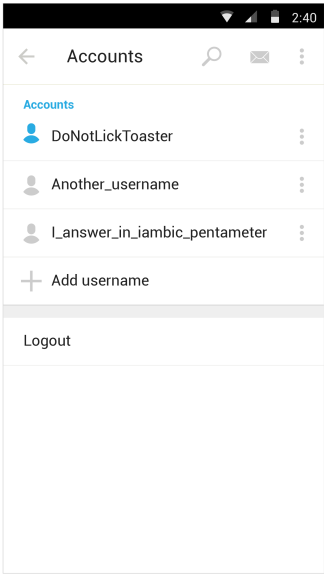


Settings

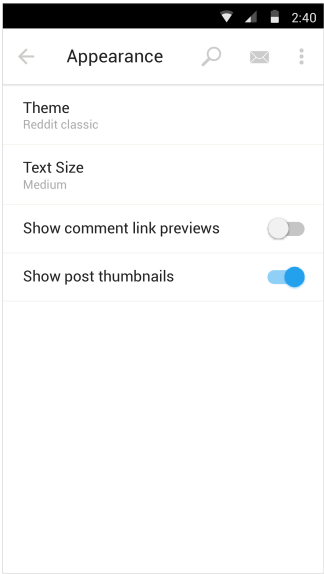
Settings are entered via the seashell overflow menu.



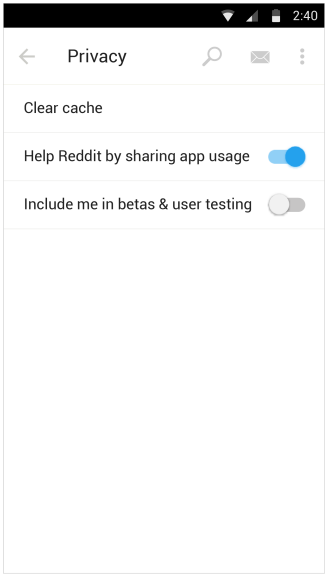
s1. Main settings



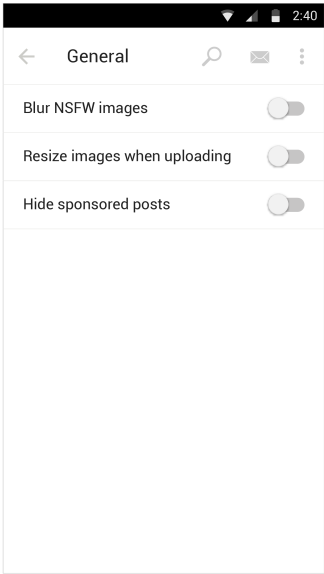
s2. Accounts. Overflow menu reveals options "Switch to this account," "Remove this account from app," and "Logout of this account" if applicable



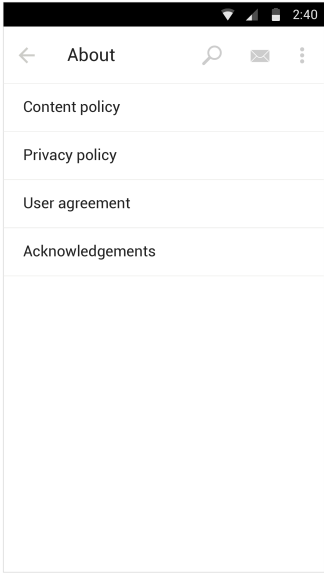
s3. Appearance menu



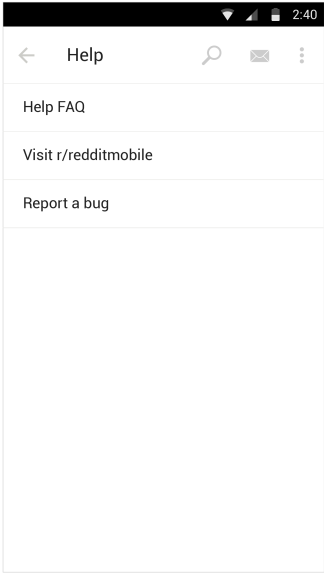
s4. Privacy menu



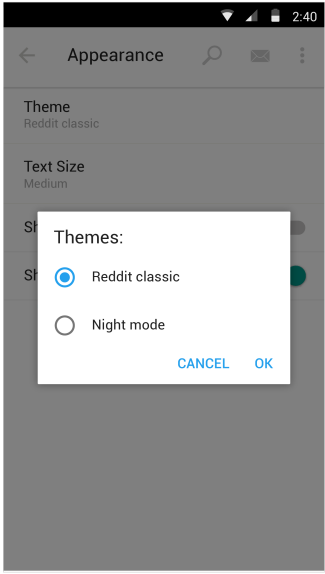
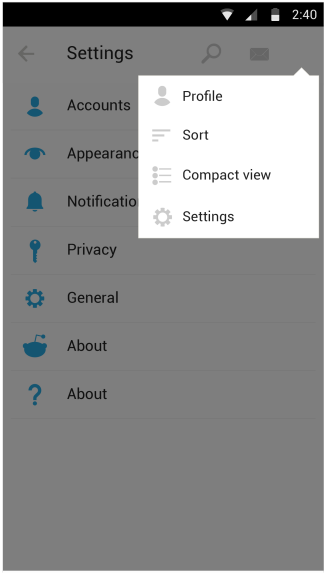
s5. General menu. "Hide sponsored posts" is only visible if user's account has gold



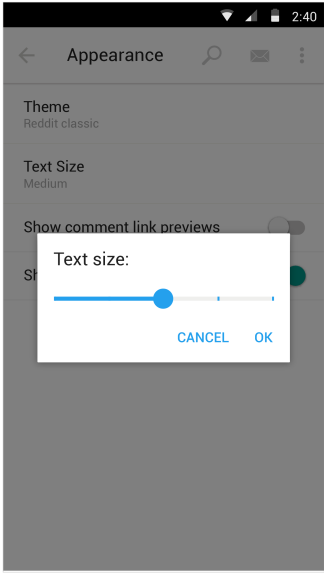
s6. About



s7. Help



Video or sound file

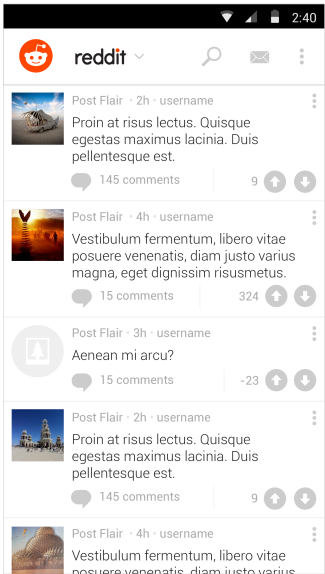


s10. Text size adjusts visually while user drags the marker

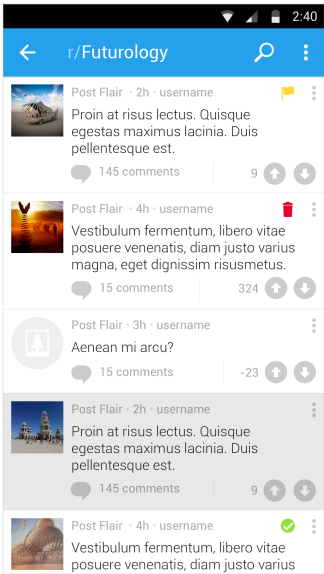




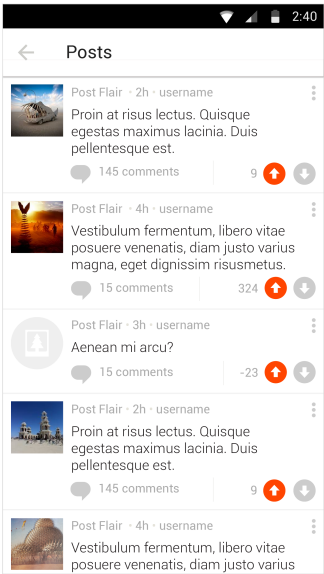
Compact View



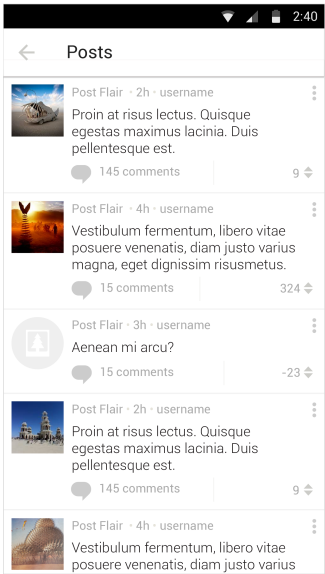
c1. Community sidebar overflow overflow



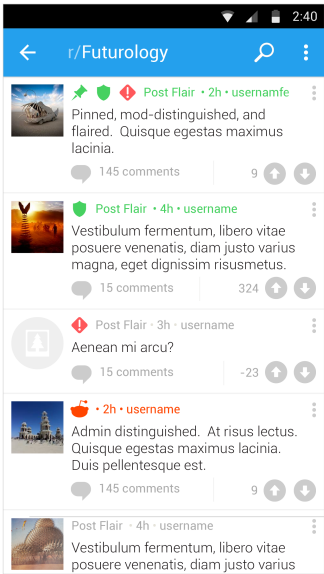
c2. Overflow menu



c3. Posts when user views their own profile



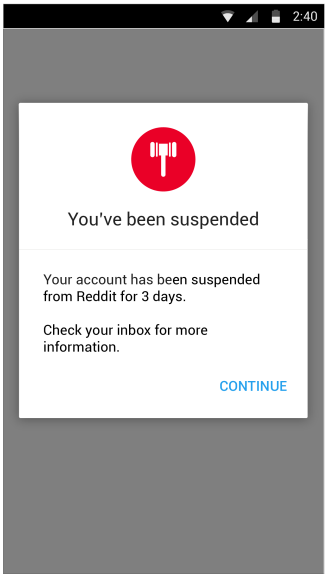
c4. Posts when user views another user's profile



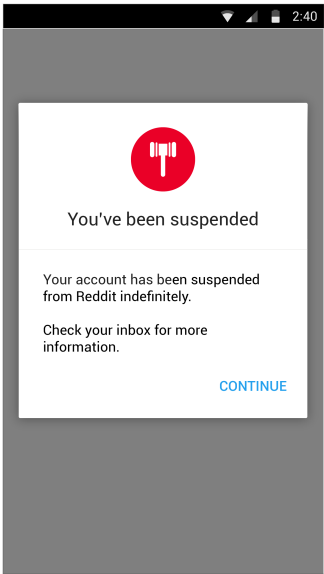
c5. Multiple statuses

Suspended Users

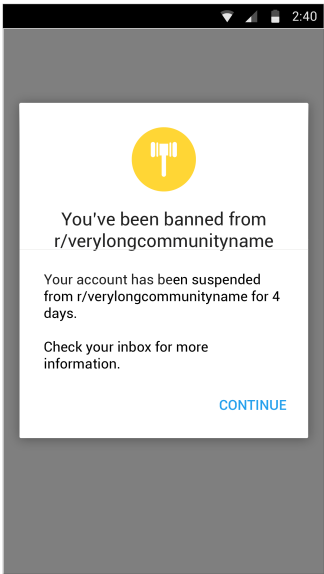
If a user is suspended , they cannot perform key actions on the site and their profile cannot be viewed.



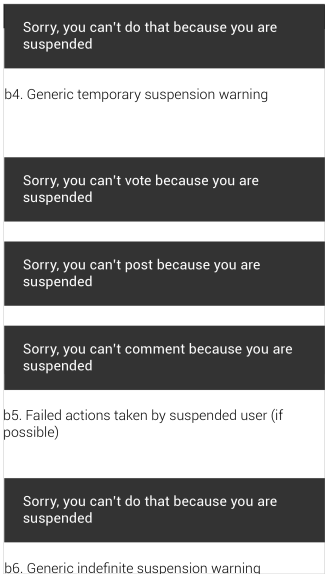
b1. Notification of suspension for a se number of days.



b2. Notification of indefinite suspension.



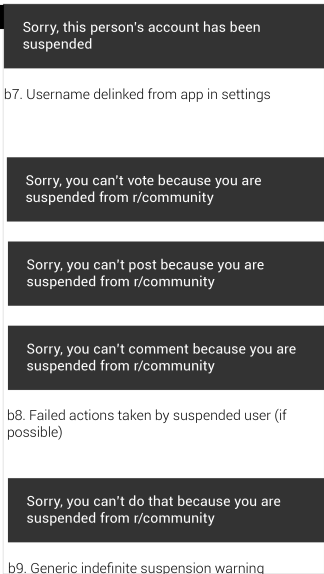
b3. Notification of a community ban.



b4. Generic temporary suspension warning

b5. Failed actions taken by suspended user (if possible)

b6. Generic indefinite suspension warning



b7. Username delinked from app in settings

b8. Failed actions taken by suspended user (if possible)

b9. Generic indefinite suspension warning

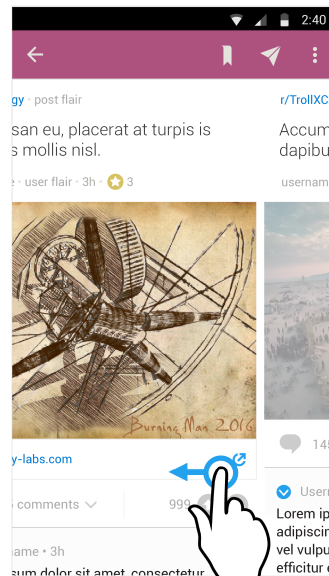


## Transition States: Swiping Between Detail Views

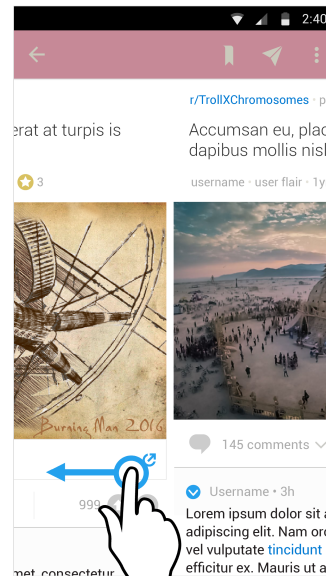
While on detail view, swiping left and right always displays new content. The header of detail pages is determined by the community's key color. Thus, if detail



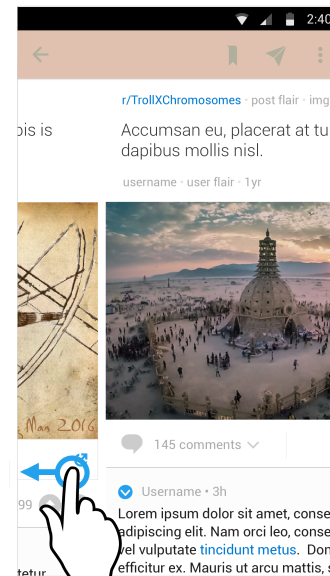
ts1. User starts at a detail view from a subreddit with a purple background



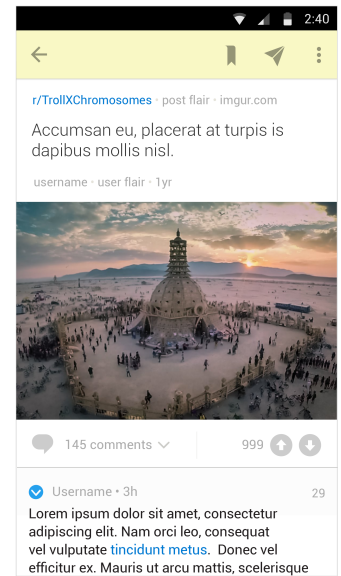
ts2. As user swipes left, the next item in their feed slides into view. If the key image is not pre-loaded, it quickly fades from white into view.



ts3. User continues swiping, they see more of the next page content and the header transitions from the original community color to the next community color.

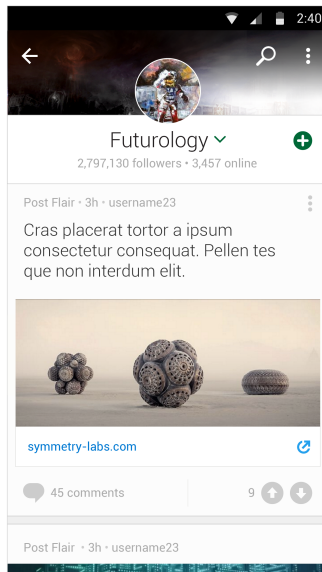


ts4. As user continues to swipe, the icons and header turn more towards that of the community they are about to visit content of

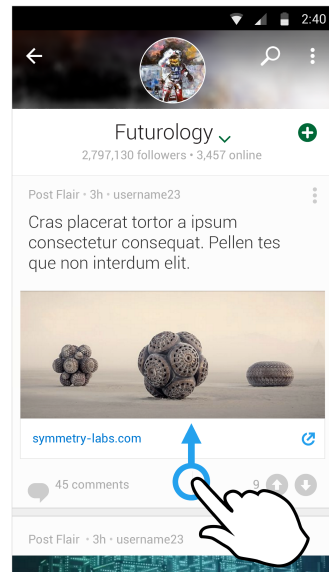


ts5. If the user releases their finger when the next detail page is over 50% visible, the next detail page slides the rest of the way into view

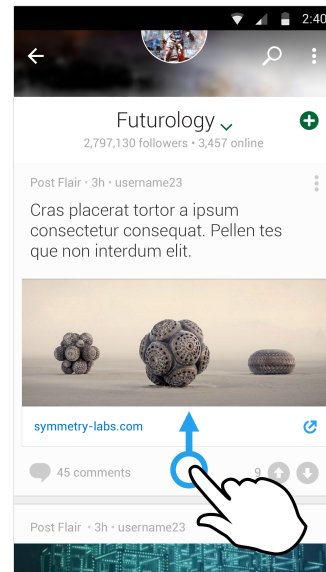
## Transition States: Scrolling down from a large key image with no key color



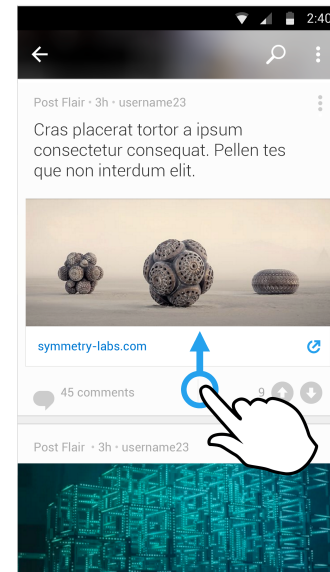
ts1. Key image appears under a black to transparent gradient at 54% opacity so icons can appear white on any image



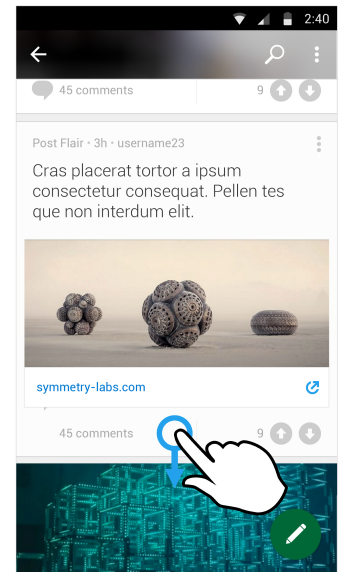
ts2. As user scrolls down, the community avatar floats up faster than the rest of the page. The header image scrolls to its lowest bar, blurring as the user scrolls.



ts3. The user continues scrolling, and the header image blurs further. The header will end at a black overlay at 20% opacity and 30 point field blur.



ts4. Fully collapsed header, at 30 point field blur and 20% black overlay.

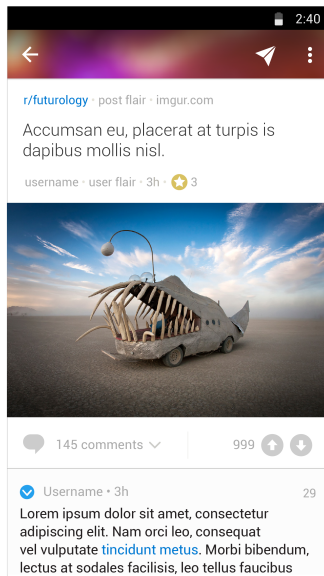


ts5. Submission button, in community's key color, appears if user scrolls back up.

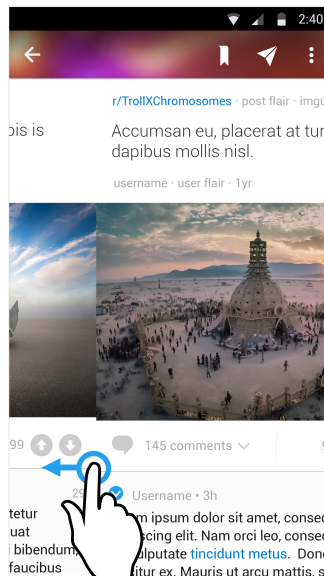


Transitions: Delay for next community's header to load while previous community's header is visible

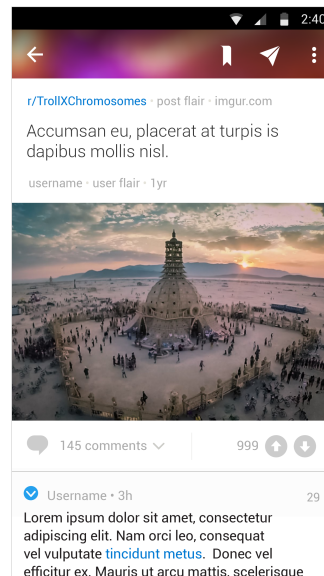
Initially this will be a webview of the desktop sidebar. Long term, we will use the new rules and related links fields to display content natively.



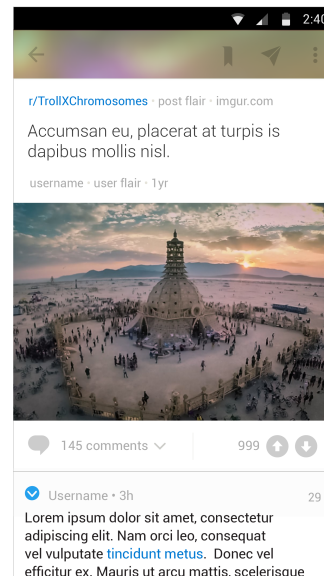
t1. User begins on a community with no key color but a key image, which has blurred in the bar.



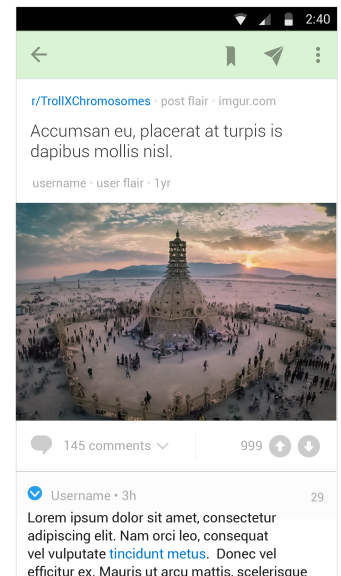
t2. User swipes to the left, but header color is not available from next community. The current community's header continues to show until the next color is available.



t3. If the color remains unavailable in the second community, the previous community's color remains.



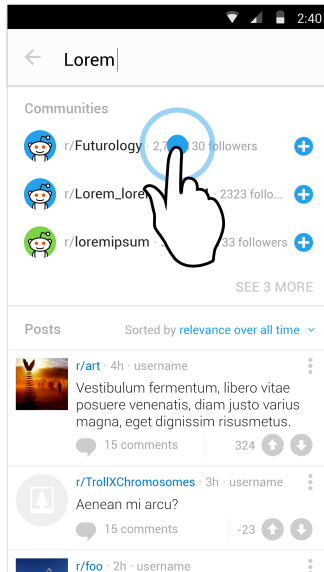
t4. Once the color is available for the second community, it quickly fades into visibility.



t5. At it's final state, the new color is available.

Transitions: Delay between entering a community and loading key color

A black gradient appears if no color and no previous community header is available.



t6. User taps on a community while there is no community header present, eg from search



t7. The new community appears, but if image and/or key image do not load in time, a 54% opacity black gradient appears under white buttons



t8. When images and colors are available, the community's identification fades quickly into view




t9. Final state: image and color of new community present



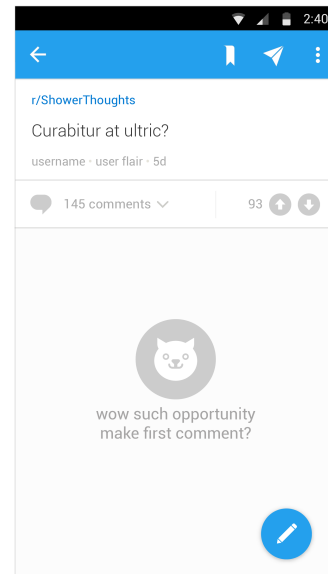


## Empty States

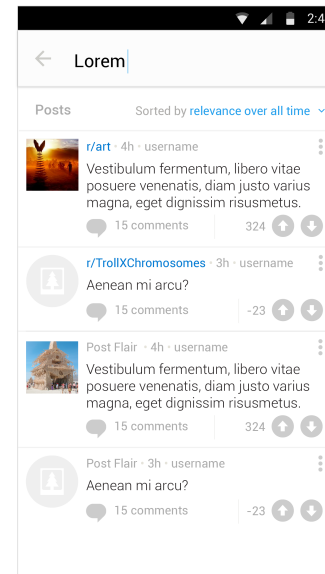
Basic profile lets user access their content.



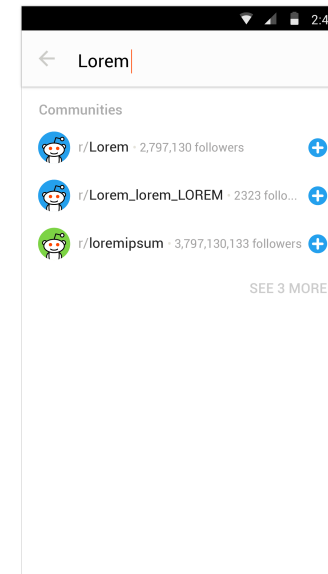
es1. Community view with no posts yet. Tapping doge launches submission screen.



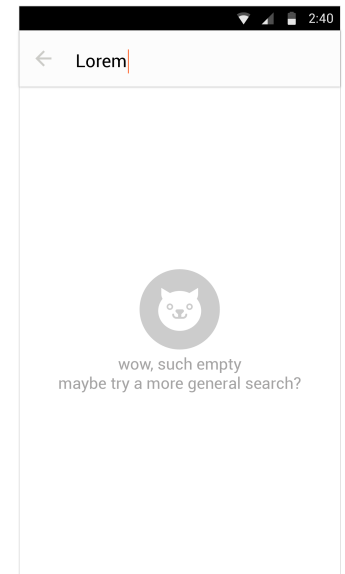
es2. Detail view without comments. Tapping doge launches add comment screen.



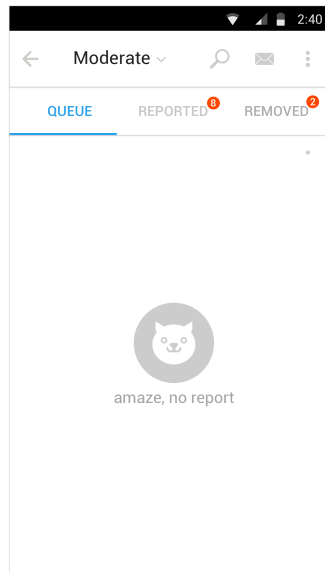
es3. Search results with no communities



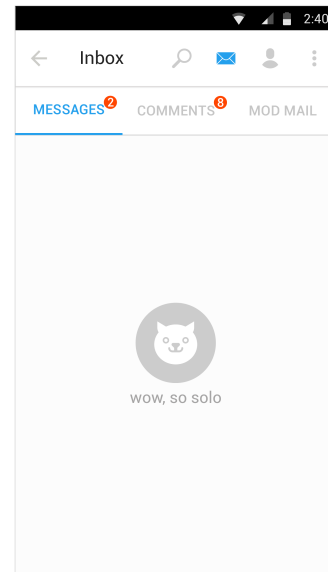
es4. Search results with no results



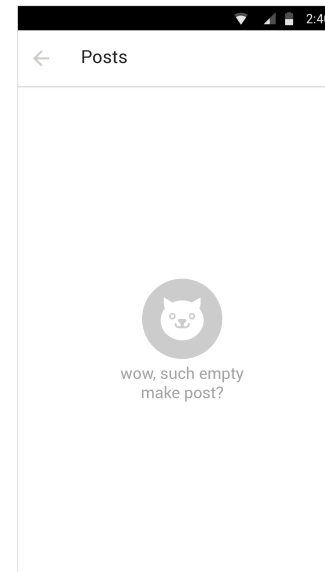
es5. No search available



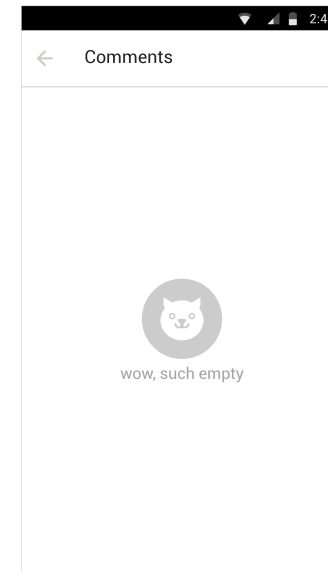
es6. Empty moderation queue



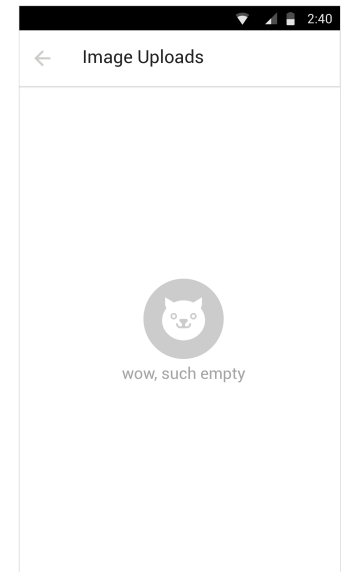
es7. Empty inbox



es8. Empty post view in profile



es9. Empty comment view in profile



es10. Empty image upload in profile



# Reddit Android App

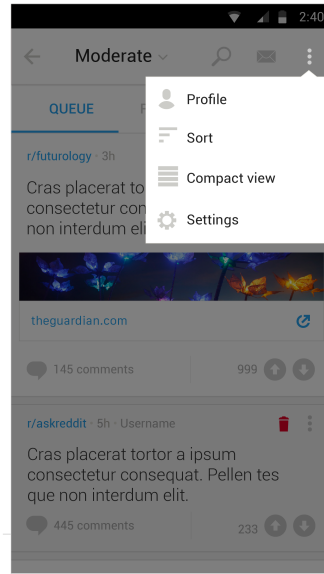


## Moderate

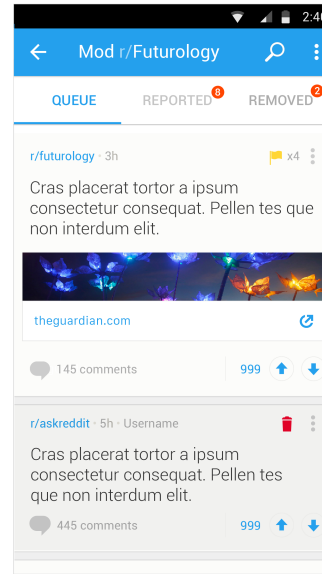
Initially this will be a webview of the desktop sidebar. Long term, we will use the new rules and related links fields to display content natively.



m1. Moderate list view with alerts and deletion marked

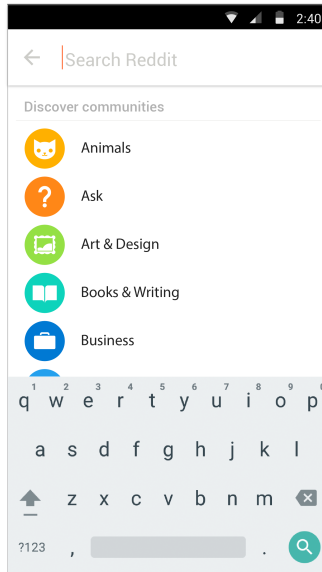


m2. Moderate view seashell overflow




m3. Moderate view on a single community


## Discover



d1. Discover communities available when user taps magnifying glass. The keyboard appears for a search input, but if user scrolls through discover categories, it disappears.



d2. Example category (ask). In future versions, tapping a category will reveal a feed of the category's content rather than a list. This is due to not supporting collections in v1.



d3. Example category (books & writing)

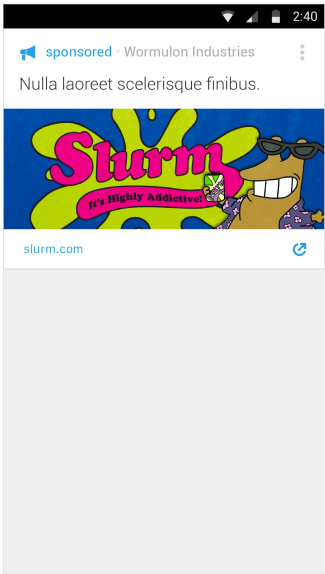


d4. All categories

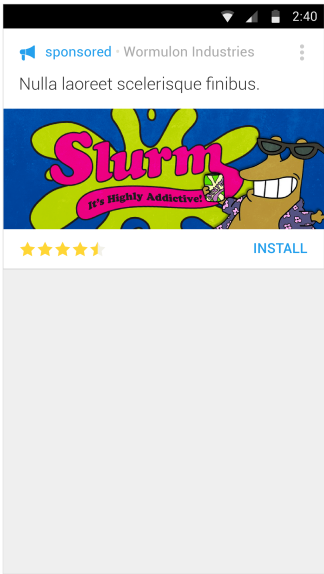


Ads

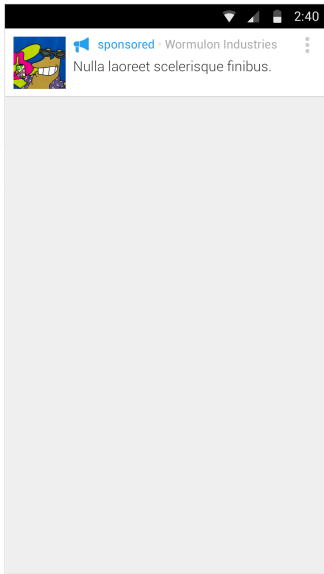
Ads can display in both full and compact views.




a1. Full view ad



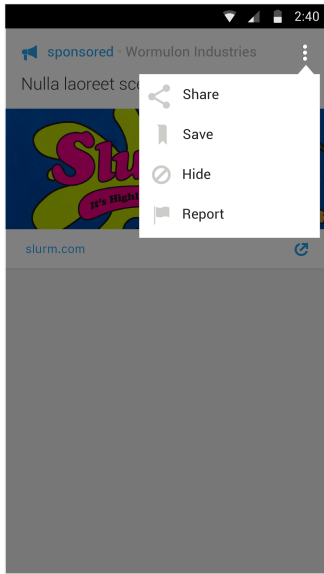
a2. Full ad view with app install



a3. Compact view ad



a4. Compact view ad with app install




a5. Ad unit overflow

Night Mode

Night mode is entered via a triple-tap on the header, ala Alien Blue, or via themes in the appearance tab of settings.

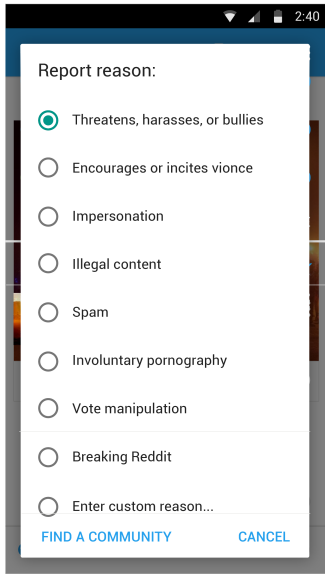


n. Night mode home view



n2. Night mode navigation menu

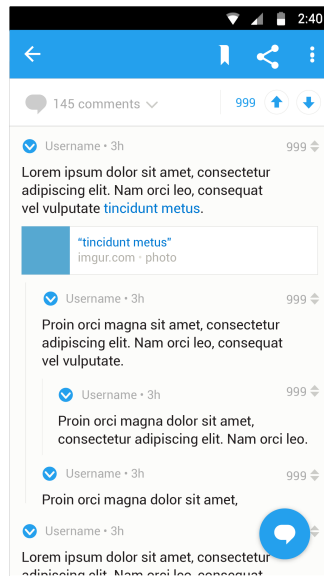
Reporting



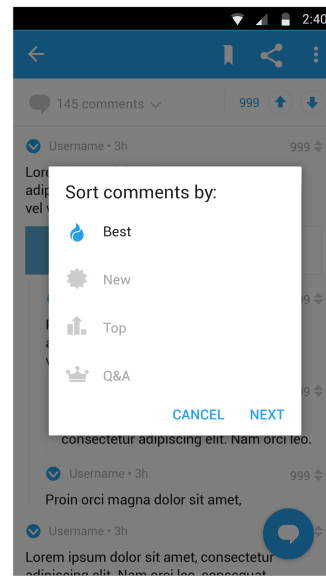
r1. Report reason screen launched



Comment View



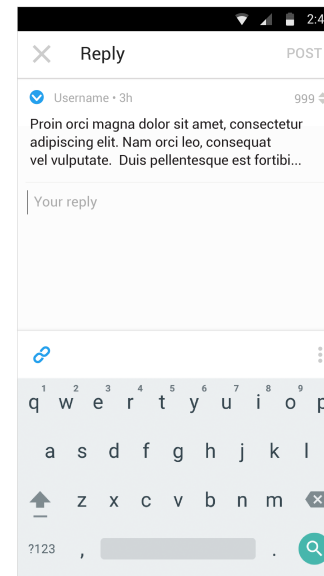
c1. Comments view



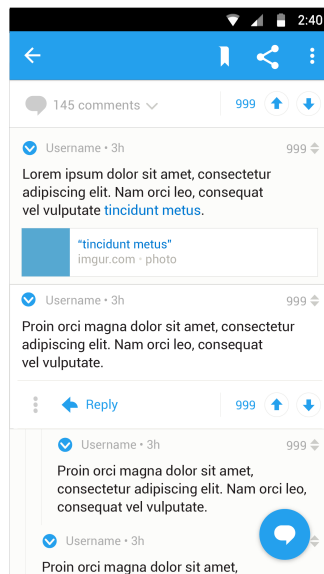
c2. Sort comments



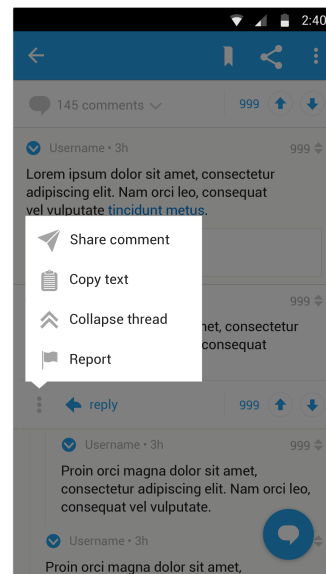
c3. Username flair and deep threading. After comments extend past 50% of the horizontal width available, new lines are replaced by a single period before the commentor's username.



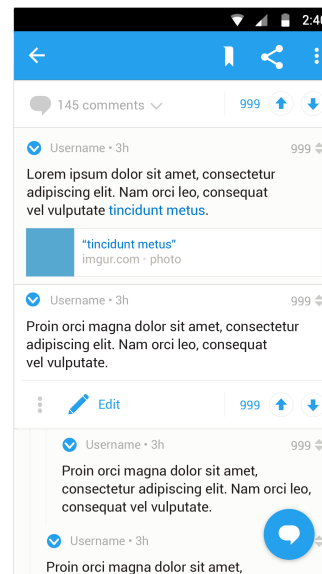
c4. Comment reply view. In v1, technical limitations prevent commenting inline.



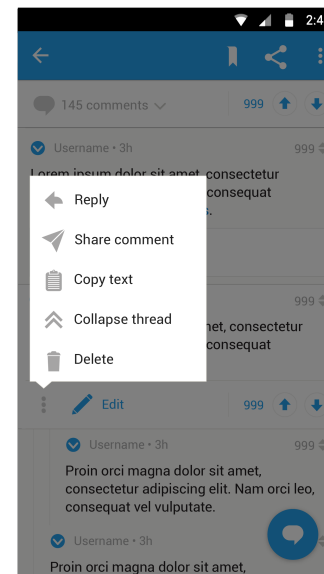
c5. Comment options. Expand, share, reply, upvote, and downvote appear when user taps on a single comment.



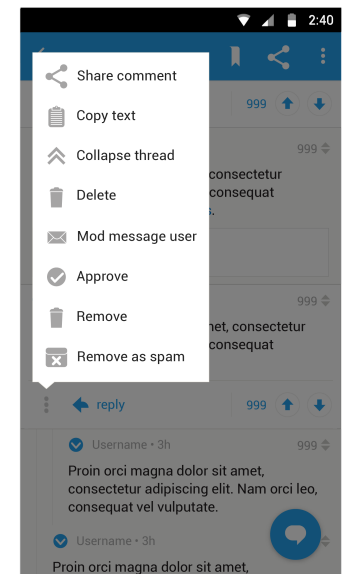
c6. Comment seashell menu options.



c6. Comment options for self.



c7. Comment seashell menu options for self.

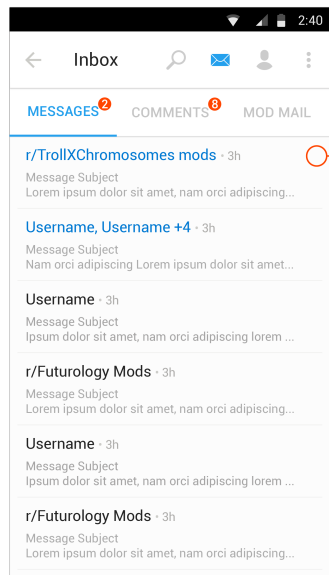


c8. Comment seashell menu options for moderator.

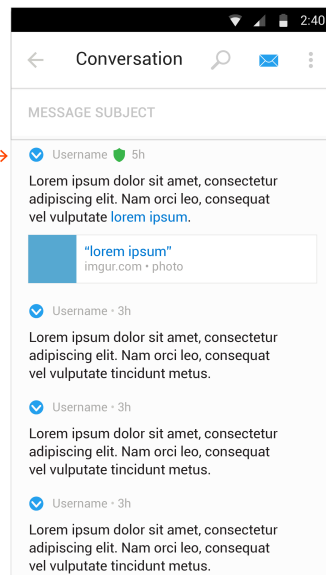


## Inbox

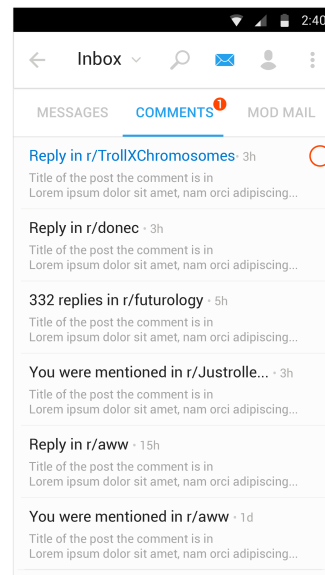
Tapping the mail icon on the home feed reveals messages, comments, and mod mail if applicable.



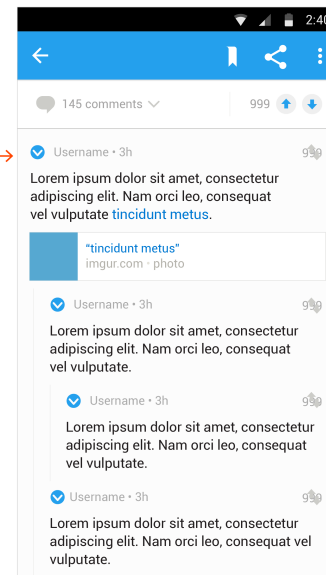
i1. Messages view. Contains all outgoing private messages, but no incoming because of technical limitations.



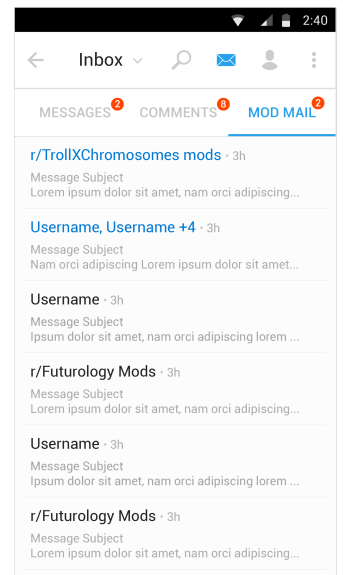
i2. Tapping an arrow by a group message reveals all shared messages.



i3. Comments view shows comments a user has received to their posts and comments.



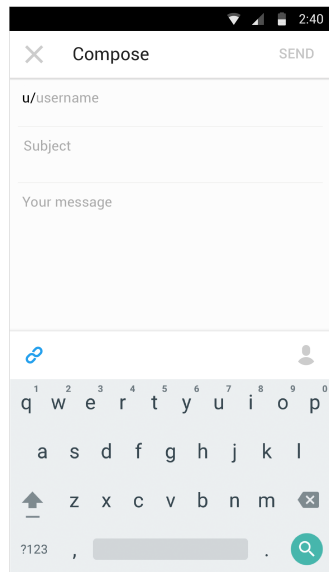
i4. Tapping the arrow next to a comment shows the comment thread in situ.



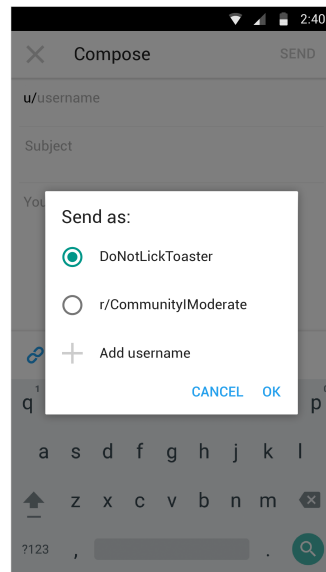
i5. Mod mail.

## Compose

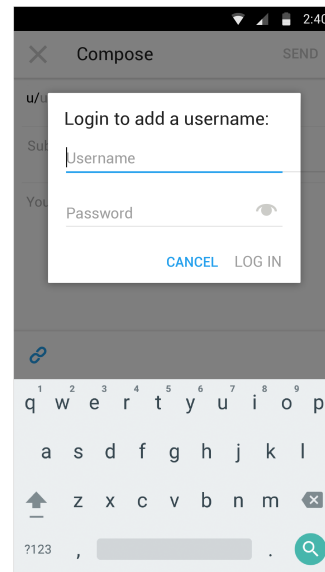
User can compose a message by entering a Reddit username. An overflow menu allows the user to view the account they are posting from and switch accounts if they choose.



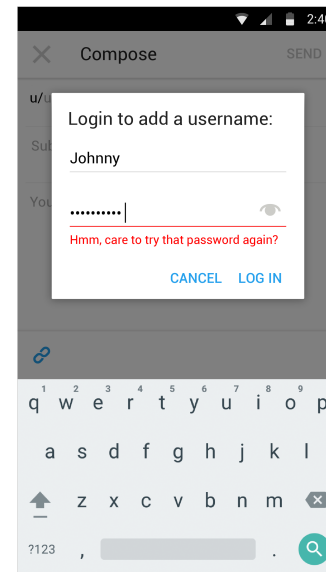
c1. Compose message



c3. Switch username



c4. User chooses to add a username. This username is saved and remains in their profile.



c5. User enters log in information. "Log in" becomes blue when user enters both use and password.